

TECH Information


Date: : 2009/10/16

Page: 1/1


Object: : CNC Billet Throttle

Due to some of users advise the operation of CNC billet throttle is too tight and some of throttle lever are broken. Please kindly follow the items to tune and adjust the CNC billet throttle.


1. Spring of carburetor (pic-1), if user still thinks the softer spring is not easy to operate then cut off 20~30mm then the operation of throttle will be not tight as well.
2. Adjust the gap between throttle lever and stopper, **make sure the gap will be "ZERO"** by stopper when the throttle is whole open as the pic-2. Pic-3 shows the gap when the throttle is whole open, the lever will be twist then bent and broken by force.



Pic-1



Pic-2



Pic-3

APEX Motor
Robert